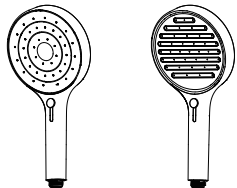


MOEN® 摩恩

## 手持花洒



HH202022 HH202023

文中图片仅供参考  
(款式因型号而异)

如需安装支持, 配件丢失或替换等, 请联系本公司。  
对于中国大陆以外的市场, 请咨询当地经销商  
(中国大陆) 400-630-8866  
(中国大陆) www.moen.cn  
(中国大陆以外) www.moen.com.hk

©2024 Fortune Brands Innovations Incorporated

## 注意事项

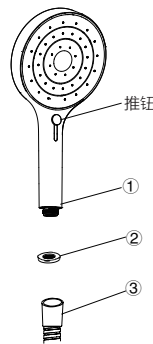
- 本产品已经出厂检测及调试, 请勿自行拆卸。
- 安装前请彻底冲洗供水管, 清除碎屑。
- 花洒的推荐工作压力: 0.2~0.5MPa (2~5bar); 最高工作压力为0.5MPa, 如果超过0.5MPa, 则需要安装限流器。
- 花洒最高工作温度及环境温度: 60℃。
- 请特别注意花洒及花洒软管须远离加热器, 否则可能损坏花洒及其密封件, 甚至对使用者造成伤害。

## 产品功能特点

- 通过推钮调节水型
- 水型可由舒适雨淋水无极调节为美肤喷雾水

## 安装说明

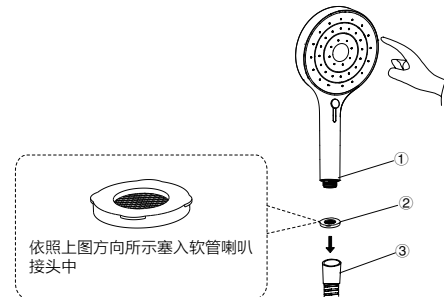
1. 将过滤垫片 ② (用户自备) 放入软管 ③ (用户自备) 接头内。
2. 将手持花洒 ① 旋紧在软管 ③ 上。



## 清洗说明

## 如何清除出水口水垢和过滤组件杂质:

将花洒 ① 从软管 ③ 中旋出, 然后用镊子将过滤垫片 ② 挑出, 再用清水将过滤组件中的杂质清洗干净, 最后再依次反装回去。



## 如何清洁花洒:

- 为保持产品洁净, 请定期清洁。
- 先用清水或中性的液体清洁剂清洗, 再用干净的软布擦干整个表面。
- 切勿使用任何具有酸性和研磨作用的清洁剂清洁产品。
- 禁止使用钢丝球、钢丝刷等硬质物品清洗, 以免划伤产品外表面。

## 产品售后保修条款

本产品是在质量标准及生产工艺下制造的, 本公司承诺为消费者购买的产品提供有期限免费保修及终身维修服务。浴室配件免费保修期为2年, 均自消费者购买日 (以本产品分销商开具的发票或收据上载明日期为准) 起计。免费保修范围为产品及产品配件由于材质及工艺原因而造成的故障或损坏。免费保修期内, 我们将无偿为您提供修理服务及更换发生故障的产品或产品配件。本公司的售后服务责任仅限于对故障产品的修理, 而不延及您因产品故障而发生的其他损失, 法律另有规定的除外。您需了解: 产品外观碰伤、刻划痕迹, 以及滥用及不正当保养所导致的故障或损坏, 均不属于免费保修范围。即使在免费保修期内, 属下列 (1) - (5) 情况之一的, 需酌情收取修理费用:

1. 不能出示相符的保修卡和有效购买凭证情况的;
2. 未按使用说明书告知的使用方法和注意事项造成的故障;
3. 自行拆卸、维修、改装所造成的故障和损坏;
4. 由于不可抗力等外部原因引起的故障和损坏;
5. 由于运输、搬卸、挤压等造成的损坏。

对于保修期外或不在保修范围内的产品, 如需维修, 本公司将酌情收取上门费、人工费及材料费。

本保修条款仅对原始消费者和酒店行业的购买者有效, 并不适用于本产品工业、商业、贸易和非酒店行业的使用。

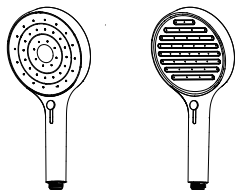
如对本保修条款内容有任何疑问, 请拨打400 630 8866 咨询热线, 或向当地分销商咨询。对于中国大陆以外的市场, 此产品的保修及保障服务详情请咨询当地经销商。本公司对本产品保修拥有最终解释权。

MOEN® 摩恩

合格证  
Compliance Certification产品名称 手持花洒  
Product Name Handheld Shower检验员  
Inspector生产日期  
Date of Production富俊汇赢科技(上海)有限公司  
中国(上海)自由贸易试验区新杨公路  
1800弄1号4幢207室  
邮编: 201413Fortune Brands Innovations (Shanghai) Co., Ltd  
Room 207, Building 4, No. 1, Lane 1800, Xinyang Highway,  
China (Shanghai) Pilot Free Trade Zone

# MOEN® 摩恩

## Handheld Shower



HH202022 HH202023

The pictures in the text are for reference only  
[The style varies by model]

For installation support, missing or replacing parts, etc., please contact the company. For consumers in markets outside the Chinese mainland, please consult the local dealer.  
(Chinese Mainland) 400-630-8866  
(Chinese Mainland) www.moen.cn  
(Outside Chinese Mainland) www.moen.com.hk

©2024 Fortune Brands Innovations Incorporated

### CAUTIONS

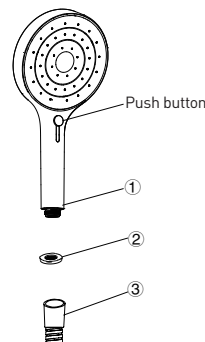
- This product is factory tested and debugged. Do not disassemble it.
- Flush the water supply pipe thoroughly and remove debris before installation.
- Recommended working pressure: 2-5bar (0.2-0.5MPa). The maximum working pressure is 5 bar (0.5MPa). If the pressure exceeds 5 bar, a flow regulator should be installed.
- The highest water and environment temperature is 60°C.
- Please keep showerhead away from heater, or it may be damaged and cause injury to the user.

### Function Features

- Adjust water pattern using the button.
- Water pattern can be seamlessly adjusted from comfortable rain shower to skin-friendly mist.

### Installation and Usage:

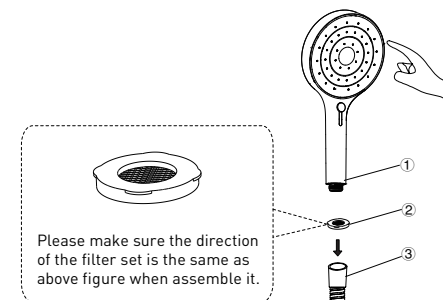
1. Put the filter gasket ② (provided by the user) into the connector of the hose ③ (provided by the user).
2. Screw the handheld showerhead ① onto the hose ③ securely.



### Cleaning Instructions

#### How to Clean the Nozzles and Filter assembly:

Unscrew the shower head ① from the hose ③. Use pliers to remove the filter gasket ②. Rinse the filter assembly clean with water. Finally, reassemble in reverse order.



#### How to Clean the Shower Body:

- In order to keep the product clean, please clean it regularly.
- First wash with water or neutral liquid cleaner, then use a clean soft cloth to dry the whole surface thoroughly.
- Do not use any cleaner with acidic and abrasive effect to clean the product.
- Prohibit the use of steel wire balls, wire brushes and other hard objects to clean, so as not to scratch the external surface of the product.

### PRODUCT LIMITED WARRANTY

We offer limited warranty and lifetime maintenance for the products, which are all manufactured with high standards of workmanship. The period of warranty shall start from the date of purchase of the product (according to the invoice or receipt issued by the company distributors) and shall cover a period of the following: the warranty period for Bath accessory is 2 year.

This warranty is your coverage against material and workmanship malfunction or defects in the products or components. During the warranty period, we offer free maintenance and changing of malfunctioned products or product components. the company's after sales service liability is limited to the maintenance of faulty items and does not cover your other losses caused by product malfunction, except for otherwise stipulated by law. Cosmetic damages (scratches, dents, etc.) and malfunction or defects caused by abuse or improper maintenance is not covered by this warranty.

Although the warranty period remains valid, in case of the following conditions (1) - (5), the maintenance cost (material cost and labor cost) shall still be charged as the case may be:

1. Corresponding warranty card and valid invoice cannot be presented;
2. Faults were caused by the noncompliance with the instructions and precautions provided in the user's manual;
3. Damages and faults were caused by self-actuated dismantling, repair and refit;
4. Faults and damages were caused by external factors such as force majeure;

5. Damages were caused by transportation, unloading and extrusion, etc.

This warranty is valid for the original consumers only (including hotel use), and excludes industrial and commercial use of the product (except for hotel use). This card is only responsible for product maintenance rather than any other liabilities.

In the event that the product requires maintenance but exceeds the warranty period, or that the product is not covered by this warranty, labor cost and material cost shall be charged as the case may be. Please call 400-630-8866 or contact local dealer for any question. For markets exclude Chinese mainland, the terms and conditions of warranty shall differ between product categories and countries. Please refer to warranty stated by local distribution. The company Incorporated shall have the final interpretation of the product warranties.

<b>MOEN® 摩恩</b>	
合格证 Compliance Certification	
产品名称 Product Name	手持花洒 Handheld Shower
检验员 Inspector	
生产日期 Date of Production	
富锦卫浴科技(上海)有限公司 中国(上海)自由贸易试验区新金桥路 1800弄1号4幢207室 邮编: 201413 Fortune Brands Innovations (Shanghai) Co., Ltd. Room 207, Building 4, No. 1, Lane 1800, Xinyang Highway, China (Shanghai) Pilot Free Trade Zone	