

DESCRIPTION

- Metal construction with a chrome finish
- R1/2 inlet connections
- Includes 250mm long supply tube

OPERATION

- Round style handle
- Spout rotate control on/off design
- Temperature controlled through 90 degree arc of handle rotate

FLOW

- Flowrate is 0.2L/minimum under 0.3Mpa

CARTRIDGE

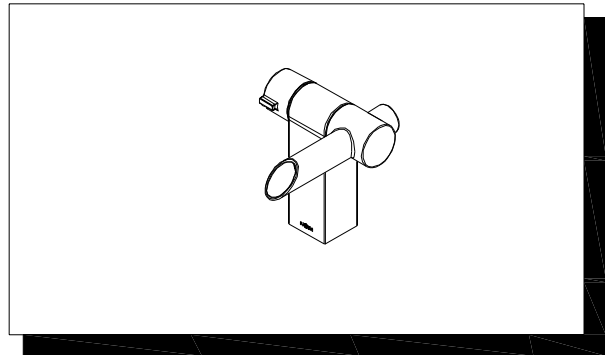
- Ceramic 35mm cartridge design
- Nonmetallic / nonferrous and ceramic material

STANDARD

- Designed to meet GB standard

WARRANTY

- 5 years limited warranty against leaks and drips

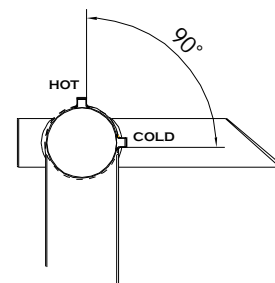
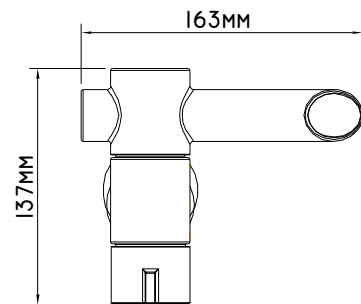
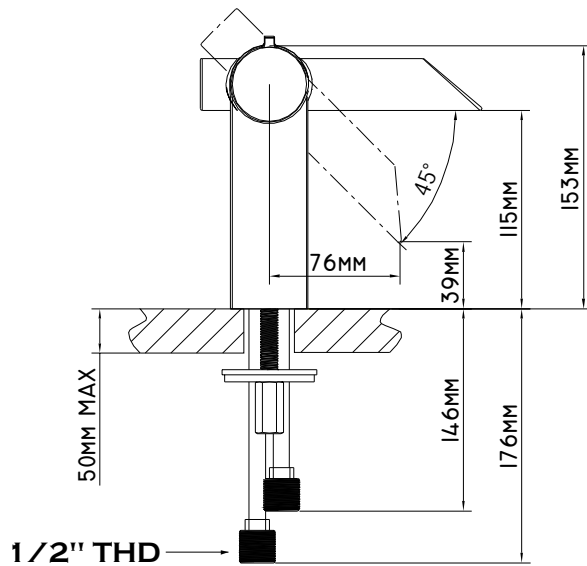


Cascata
Single Mount Single-Handle Lavatory Faucet
(Spout control)

Models: 88121

NOTE: See reverse side
for illustrated parts

NOTE: THIS FAUCET IS DESIGNED TO BE
INSTALLED THRU 30-35mm DIA. HOLE



CRITICAL DIMENSION

(DO NOT SCALE)